

## THE USHUAIA



Originally built for the United States agency NOAA (National Oceanic & Atmospheric Administration), the USHUAIA has been refurbished to accommodate a maximum of 88 passengers in 46 comfortable cabins and suites.

The ice-strengthened polar vessel USHUAIA is very well appointed and provides ample deck space and an open bridge policy. The full complement of inflatable landing craft ensures superb landings and wildlife viewing opportunities on the otherwise inaccessible coastline.

All cabins include ample storage space. Public areas feature a large dining room (one sitting), an open-plan observation lounge / lecture room with modern multimedia equipment, bar and a well-stocked library. There is also a changing room and a small infirmary.



Our expert captain, officers and crew are highly experienced in Antarctic navigation and have a great love of nature. We provide a specialist team of international expedition leaders and lecturers, all extremely knowledgeable, enthusiastic, helpful and dedicated to the protection of the environment. Our chefs prepare excellent cuisine including many local specialties and the bar is well-stocked with carefully selected wines and spirits.

### Accommodation:

**Suites:** 4 Outside cabins with windows on the upper deck G, private facilities, two lower berths, lounge, TV, DVD player and fridge. Suite 201 features two double beds, Suite 202 one double bed and a sofa bed. Suites 204 and 207 feature three lower single beds.

**Superior:** 9 Twin outside cabins with windows on the upper deck G, private facilities, two lower berths. Cabin 301 has one double and one single bed.

**Premier:** 6 Twin outside cabins with windows on the upper deck G, private facilities, two lower berths;  
2 Single cabins with portholes (view obstructed by lifeboat) on the upper deck G, private facilities.

**Standard Plus:** 11 Twin outside cabins with portholes or windows on deck E, private facilities, two lower berths. Cabin 640 has one double bed.  
2 Triple outside cabins with portholes or windows on deck E, private facilities, three lower berths.

**Standard:** 12 Twin outside cabins with portholes on deck E, semi-private facilities, two berths (upper/lower).

**N.B.** Semi-private facilities: Two cabins share one bathroom accessible from both cabins (shower and wc). Each cabin is also equipped with its own washbasin.



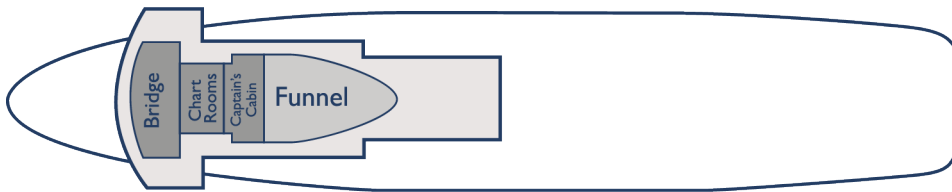
Suite 201



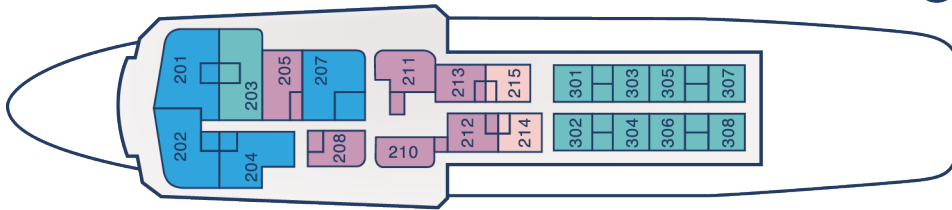
Standard Twin

**DECK PLAN**

BRIDGE DECK **H**

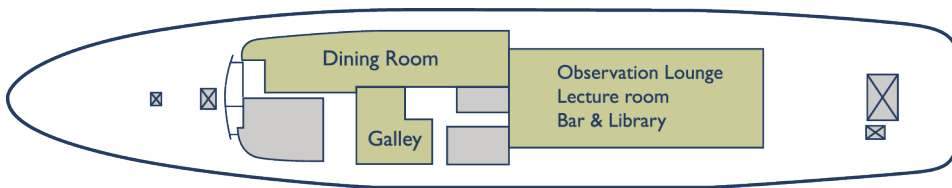


UPPER DECK **G**

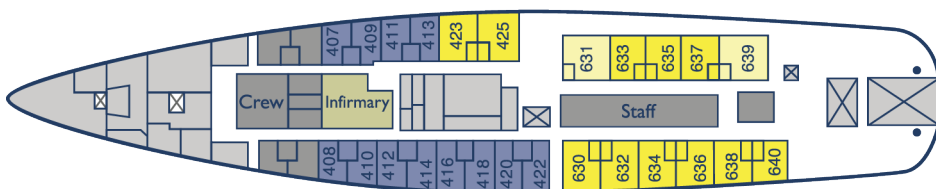


- 4 Suites
- 6 Premier twin private cabins
- 2 Premier single private cabins
- 9 Superior twin private cabins

MAIN DECK **F**



DECK **E**



- 12 Standard twin semi-private cabins
- 11 Standard Plus twin private cabins
- 2 Standard Plus triple private cabins